

PLAN A2 | 1 BED + 1 BATH + FLEX

INTERIOR 637 SF

EXTERIOR 66 SF (LEVEL 3)

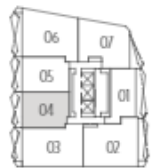
94 SF (ODD)

95 SF (EVEN)

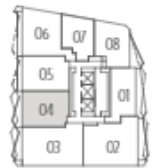
THE PACIFIC

BY GROSVENOR

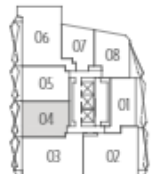
- 1 30" gas cooktop by Wolf
- 2 30" integrated hood fan by Faber
- 3 24" convection oven by Wolf
- 4 24" microwave by Wolf
- 5 30" integrated refrigerator with freezer drawers by Sub-Zero
- 6 12" full-height pull-out pantry by Snaidero
- 7 Integrated dining in custom kitchen island by Snaidero
- 8 24" integrated dishwasher by Miele
- 9 High-efficiency washer and dryer by Miele (side by side)
- 10 Custom closet by Snaidero



LEVEL 11-19



LEVEL 8-10



LEVEL 4-7



LEVEL 3



THE DEVELOPER RESERVES THE RIGHT TO MAKE MODIFICATIONS CONTAINED HEREIN. SIZES, SPECIFICATIONS, LAYOUTS, PLANS, FEATURES, FINISHES AND AVAILABILITY MAY CHANGE WITHOUT NOTICE. E.&O.E.



0 1 2 3 6 10FT